
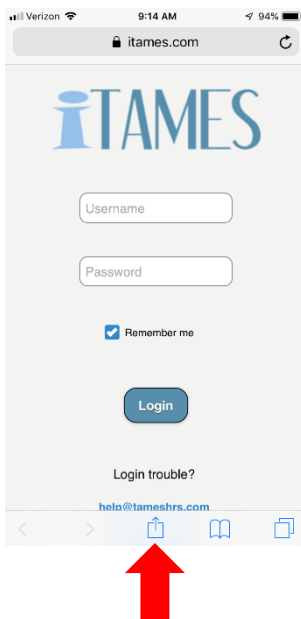


Create an iTAMES shortcut for your iOS device in three easy steps!

This will place a shortcut on your iPhone or iPad and allow you to go directly to iTAMES with a single click.




Step 1.



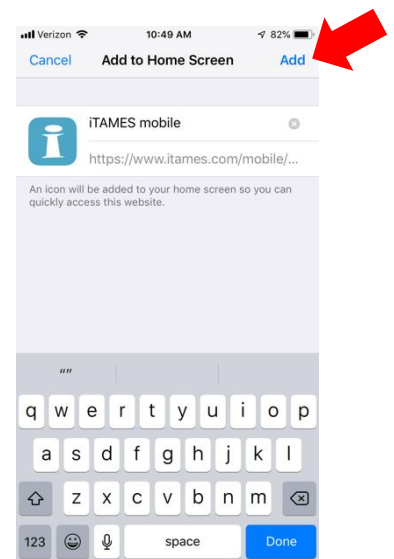
Open iTAMES on your device and click the Share icon located at bottom center of iPhone or top right of iPad.

Step 2.



Scroll right and click the Add to Home Screen icon.

Step 3.



Click Add at top right.